

# LAURENTIDE GLEN



BRISTOL, CONNECTICUT





# LAURENTIDE GLEN

## STANDARD OPTIONS

- Roof Shingle Color
- Siding Color (unless upgrade chosen)
- Entry Door Color
- Granite, Tile, Light Fixtures
- Fireplace Surround
- Interior Door Style
- Hinge/Handle Finish
- Pre-selected Appliance Package

## UPGRADES AVAILABLE

- Siding Options
- Garage Door Windows
- Under-cabinet Lighting
- Plumbing Fixture Finish Upgrades
- Recessed Lighting, Ceiling Fans, other Electrical Upgrades
- Interior Trim & Crown Molding
- Custom Paint Colors
- Hardwood Stain Options
- Mechanical Upgrade Options
- Irrigation, Landscape, Stamped Concrete



**COLDWELL BANKER**  
**REALTY**  
**NEW HOMES**

For more information, contact:

**Jenna Talbot**

860-937-7488 Cell




Jenna.Talbot@cbrealty.com

Coldwell Banker Realty

**LaurentideGlen.com**

# TAMKO HERITAGE SHINGLES

STANDARD OPTIONS AVAILABLE



LAURENTIDE GLEN



## ANY STYLE YOU CHOOSE, YOU'RE COVERED.



Whichever Heritage® shingle you choose, your TAMKO Limited Lifetime Warranty is the same. You'll have the satisfaction of knowing that the beauty of today is covered tomorrow. All Heritage shingles come with a 10-year non-prorated period which TAMKO calls the Full Start™ period. Our new Limited Lifetime Warranty is just one reason homeowners and builders choose TAMKO. A trusted source in the building industry for 75 years. For more details on coverage specifics, see the chart below.



### TAMKO's Limited Lifetime Warranty Coverage\*

	Heritage®	Heritage® IR	Heritage® Woodgate®	Heritage® Premium	Heritage® Vintage®
<b>Full Start™ Period**</b>	<b>10-year</b>	<b>10-year</b>	<b>10-year</b>	<b>10-year</b>	<b>10-year</b>
Transferability	<b>5-year</b>	<b>5-year</b>	<b>5-year</b>	<b>5-year</b>	<b>5-year</b>
Standard Application Wind Warranty mph	110 mph	110 mph	110 mph	110 mph	110 mph
High Wind Application Wind Warranty mph†	130 mph	130 mph	130 mph	130 mph	130 mph
Limited Wind Warranty Term	15-year	15-year	15-year	15-year	15-year

\*Limited Lifetime Warranty only applies to single family structures. See TAMKO's Limited Lifetime Warranty for complete details.

\*\*Full Start™ period refers to the critical period of time in which both labor and materials are covered at 100%. See TAMKO's Limited Lifetime Warranty for complete details

†High Wind Application means the application of Heritage Series laminated shingles in strict accordance with application instructions installed with 6 fasteners in the locations specified for high wind and using TAMKO starter shingles including sealant strip at the eaves and rakes.



### BUILDING PRODUCTS FOR THE PROFESSIONAL.

Since 1944, building professionals and homeowners have looked to TAMKO for building products. Today, we offer a wide range of building products, including Heritage Series Laminated Asphalt Shingles, Elite Glass-Seal® 3-tab Shingles, MetalWorks® steel shingles, waterproofing materials, ventilation products, Envision® Composite Lumber, EverGrain® Composite Lumber, Marquee Railing® and Tam-Rail® Railing Systems.

SHINGLES BEGIN TO AGE AS SOON AS THEY ARE EXPOSED TO NATURE. BUILDINGS EXPERIENCE AGING FACTORS DIFFERENTLY, SO IT IS DIFFICULT TO PREDICT HOW LONG BUILDING PRODUCTS WILL LAST. THAT'S WHY TAMKO PROVIDES A LIMITED WARRANTY FOR MANY PRODUCTS, THAT INCLUDES A BINDING ARBITRATION CLAUSE AND OTHER TERMS AND CONDITIONS WHICH ARE INCORPORATED HEREIN BY REFERENCE. YOU MAY OBTAIN A COPY OF THE LIMITED WARRANTY AT TAMKO.COM OR BY CALLING 1-800-641-4691.



1-800-641-4691  
tamko.com

©2019 TAMKO Building Products, Inc.  
TAMKO, TAMKO logo, Heritage, Heritage Woodgate and Vintage are registered trademarks of TAMKO Building Products, Inc.

8226 0219

41001050



*The perfect accent makes the perfect home.*

As one of North America’s largest manufacturers of siding profiles and accessories, Kaycan is renowned for offering a vast array of innovative, long-lasting and low maintenance products. Our accessories, accent products and trims offer the perfect finishing touch for the look you’ve always imagined.

*Kaycan... Building Lasting Impressions.*

Built on more than 40 years of experience, all our Kaycan vinyl siding and accessories are designed to last for decades. Kaycan has got you covered as all our products are backed by a limited lifetime warranty.



**KAYCAN**

All Kaycan vinyl sidings and accessories are backed by a lifetime limited warranty. Ocean Park XL™ is a registered trademark of Kaycan.



**OCEAN PARK XL™**  
ENDURING SPLENDOR



# OCEAN PARK XL™

ENDURING SPLENDOR

**Ocean Park XL's™** extra thick panels are 43% thicker than conventional panels and deliver long lasting performance. Together with its low gloss finish and realistic wood-grain texture, **Ocean Park XL™** provides the natural look of painted wood with only minimal maintenance. Deep, realistic shadow lines provide depth and dimension for exceptional beauty.


**Ocean Park XL's™** large selection of contemporary colors and specially designed accessories give your home a distinctive look all its own.

**Superior thickness** for exceptional strength and durability.

**Double Thick Cyclone System™** **Nail Hem** provides extra rigidity and wind load resistance.

**Longer 16'8"** panels reduce the seams on your home by up to 33%.

**Duratron™ Vinyl Formula** for long term weatherability.



# Lasting Style



## Colors

White	Linen	Sandalwood
Mocha	Prestige Beige	Khaki
Ivory	Terraverde	Willow Green
Slate Grey	Sage	Flagstone





*The perfect accent makes the perfect home.*

As one of North America’s largest manufacturers of siding profiles and accessories, Kaycan is renowned for offering a vast array of innovative, long-lasting and low maintenance products. Our accessories, accent products and trims offer the perfect finishing touch for the look you’ve always imagined.

*Kaycan... Building Lasting Impressions.*

Built on more than 40 years of experience, all our Kaycan vinyl siding and accessories are designed to last for decades. Kaycan has got you covered as all our products are backed by a limited lifetime warranty.



**KAYCAN**

All Kaycan vinyl sidings and accessories are backed by a lifetime limited warranty. DaVinci™ is a registered trademark of Kaycan.



**DaVINCI™**  
EXTERIOR COLOR INSPIRATION






# DaVINCI™

Exterior Color Inspiration

DaVinci™ siding delivers a timeless, elegant style with deep, long-lasting colors. Unlike other processes that can scratch, DaVinci's™ dark color is produced using the highest quality pigments that are saturated throughout the panel to ensure it is always rich and lasting.

The inspiring palette of DaVinci™ features some of the most time-tested hues. These distinctive, yet classic colors are guaranteed to set any home apart from the rest.

- Premium thickness for added impact resistance.
- Exclusive Colorfast™ formulation locks-in the color for superior retention.
- Exclusive Duratron™ vinyl technology for long lasting durability.



# Distinctive Style



## Colors

Spice	Cabot Red*	Colonial Red	Mahogany
Pecan	Cabot Brown*	Castlemore*	Ivy Green
Midnight Blue	Cabot Blue*	Manor*	

\*These colors are available in our Board & Batten profile.





## G A L A X Y

---

- ◆ Full overlay door with mortise & tenon construction
- ◆ 5-pc. recessed drawer front
- ◆ 5/8" solid birch drawer box with dovetail construction
- ◆ Compact Blumotion (model #39C355B.20) soft-close mechanism integrated in concealed six-way adjustable hinges
- ◆ Tandem plus Blumotion (model #563H) full extension concealed drawer runners
- ◆ 1/2" select veneer plywood construction
- ◆ Natural finished interior
- ◆ 3/4" select veneer plywood adjustable shelves edge-banded in natural finish
- ◆ Face frame and end panels, attached with dovetail construction
- ◆ Available in six finishes: Espresso, Cobblestone, Horizon and painted Linen, Frost, Nickel & Indigo
- ◆ Upgrade available: various high sheen finishes



ESPRESSO



COBBLESTONE




HORIZON



INDIGO



LINEN



FROST



NICKEL

Allure

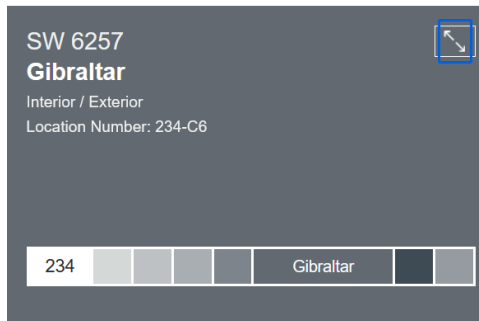
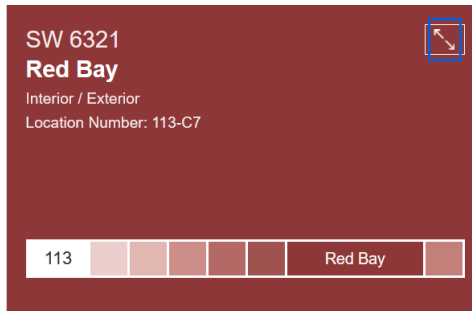


# SHERWIN WILLIAMS PAINT

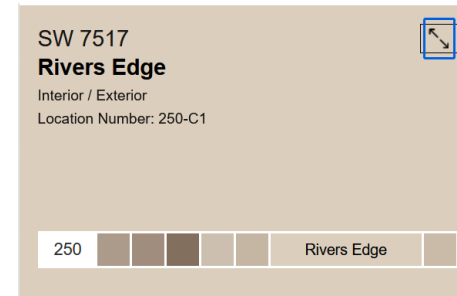
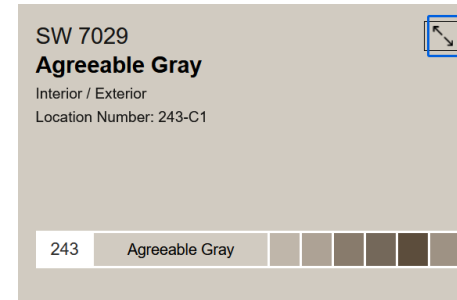
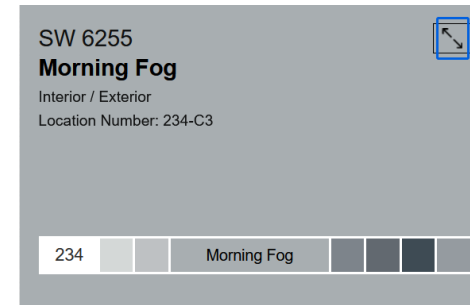
*Buyers are welcome to choose any Sherwin Williams color for the interior paint color and front door color.  
We have a few standard suggestions below.*

*Custom paint colors—different colors in different rooms—is an upgrade option.*

## ENTRY DOOR



## INTERIOR



LAURENTIDE GLEN

# INTERIOR DOORS



6 PANEL



2 PANEL

## Hinge Finish Options

MATTE BLACK



OIL-RUBBED BRONZE



SATIN NICKEL



CHROME



BRASS



LAURENTIDE GLEN



## Low Options

door windows have a great deal to do with the overall look of any garage door. General Doors' Advantage doors up to 10' wide are available with either two windows (long panel) windows (short panel), plus several distinctive design trim styles that work with a variety of architecture. Wider doors have different layouts. Color matched frames and design trim that snap-in and snap-out for easy glass cleaning are standard. Advantage windows are either single or insulated glass.



397 Colonial Short Panel



591 Cascade-6 Lite Short Panel



393 Cathedral Short Panel



320 Waterton Short Panel



306 Sherwood Short Panel



305 Sunburst Short Panel



306 Sherwood Long Panel



305 Sunburst Long Panel



591 Cascade Long Panel



397 Stockton-12 Lite Long Panel



388 Somerton-8 Lite Long Panel



320 Waterton Long Panel



387 Colonial-8 Lite Long Panel



588 Wyndbridge Arch Long Panel



587 Wyndbridge Long Panel



388 Somerton & 387 Colonial Combo



405 Single Sunburst Short Panel



405 Single Sunburst Long Panel



588 Wyndbridge Arch & 587 Wyndbridge Combo




Lifetime limited warranty against rust-through and/or delamination of door face. Three year hardware warranty. See dealer for complete warranty information.

### Building Benefits

savings from insulation  
local manufacturing,  
and content, and product longevity.



Your Local Authorized General Doors Distributor:




© 10-2019, General Doors Corporation

Printed in U.S.A.

**GENERAL DOORS**  
*Corporation*

1 Monroe Street  
PO Box 205 Bristol, PA 19007-0205  
215.788.9277 Fax: 215.788.9450  
general-doors.com  
sales@general-doors.com

*UPGRADE OPTION:  
UNDER-CABINET LIGHTING*



LAURENTIDE GLEN



# *UPGRADE OPTION: CABINET END PANELS*

*Cabinet end panels are a decorative upgrade that can add a custom look to your kitchen.*



LAURENTIDE GLEN

*UPGRADE OPTION:  
MOEN KITCHEN FAUCET UPGRADES*



Matte Black



Oil-Rubbed Bronze



Spot-Resistant  
Stainless



Black Stainless



LAURENTIDE GLEN



*UPGRADE OPTION:  
MOEN BATHROOM FAUCET UPGRADES*



Satin Nickel



Oil-Rubbed Bronze



LAURENTIDE GLEN



*UPGRADE OPTION:  
ELONGATED/COMFORT HEIGHT TOILETS*



Gerber Viper Round  
Toilet (Standard with  
house)



Gerber Viper Elongated Toilet

\*Comfort Height toilets are approx. 3" taller.



LAURENTIDE GLEN

## *UPGRADE OPTION: INTERIOR TRIM*



Standard Colonial  
Casing



*\*Upgrade\** Stafford  
Casing



*\*Upgrade\** Windsor  
Casing



### **Baseboard**

—Standard Baseboard is 3.25”

—Upgraded Baseboard, which comes  
with both trim upgrades, is 5.25”



LAURENTIDE GLEN



# *UPGRADE OPTION: HARDWOOD FLOOR STAIN OPTIONS*

Standard: 3 Coats of  
Polyurethane



#1 Common 3/4" Red Oak



Upgrade Stain:  
Early American



Upgrade Stain:  
Golden Oak



Upgrade Stain:  
Provincial



LAURENTIDE GLEN

## *UPGRADE OPTION: HARDWOOD GRATE INLAYS*



Hardwood floor grates for each HVAC system floor register. Stain will match the stain choice of your hardwood floors.



LAURENTIDE GLEN



# *UPGRADE OPTION: STAMPED CONCRETE PATIO & WALKWAY*



Brickform Grand Ashlar Slate pattern with Solomon Slate liquid in concrete and Solomon Medium Slate color in release.



LAURENTIDE GLEN

## *SUPPLIER LIST*

*The suppliers listed below are ones you will work with directly to make selections for granite, tile, lighting, and appliances. This comes a little later in the process—you will get an email from me with specific contact information when the time comes to visit these suppliers.*

GOTHIC MARBLE AND GRANITE—Southington, CT. Here you will choose your granite counters for kitchen and bathrooms. Our allowance contains any of their “builders’ grade” granite.

CORTINA TILE—Plainville, CT. Here you will choose your tile floors for bathrooms and laundry area, as well as your tile backsplash in the kitchen. The allowance here is \$3.00/sf.

CONNECTICUT LIGHTING CENTERS—Southington, CT. You have a \$2,000 lighting allowance to be used for your light fixtures at CT Lighting Centers.

CT APPLIANCE AND FIREPLACE DISTRIBUTORS—Southington, CT. Here you choose your fireplace surround. We have a pre-selected GE appliance package for you to work from here as well.



LAURENTIDE GLEN



# GDT535PSM

## GE® Dishwasher with Hidden Controls

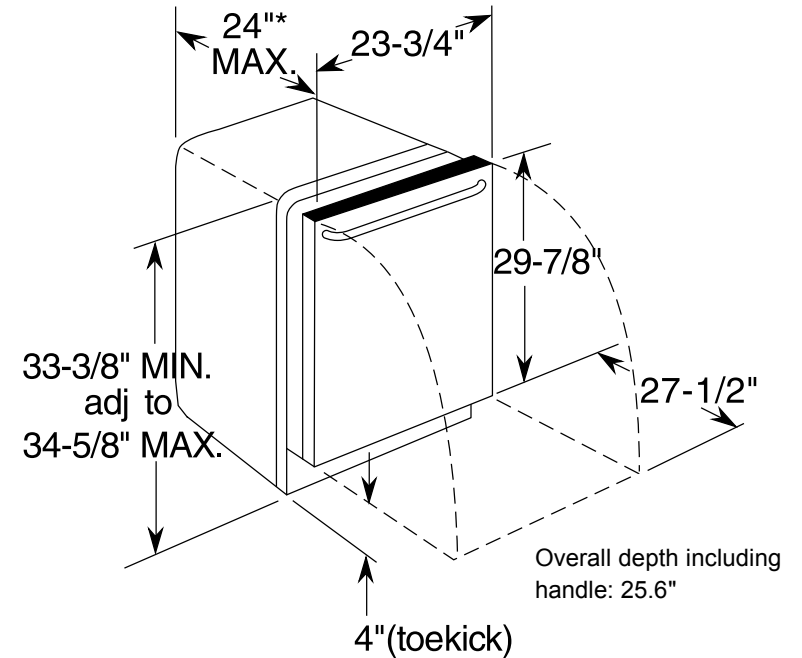
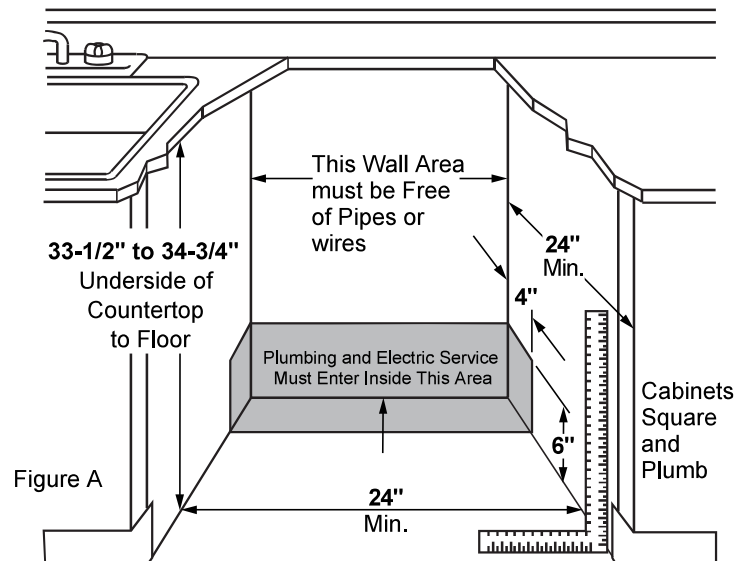
### DIMENSIONS AND INSTALLATION INFORMATION (IN INCHES)

#### ELECTRICAL RATING

Voltage AC.....	120
Hertz.....	60
Total connected load amperage.....	7.1
Calrod® heater watts max.....	800/500

For use on adequately wired 120-volt, 15-amp circuit having 2-wire service with a separate ground wire. This appliance must be grounded for safe operation.

**INSTALLATION INFORMATION:** Before installing, consult installation instructions packed with product for current dimensional data.



For answers to your Monogram, GE Café™ Series, GE Profile™ Series or GE Appliances product questions, visit our website at [geappliances.com](http://geappliances.com) or call GE Answer Center® Service, 800.626.2000.



Certified to NSF  
Standard 184 for  
sanitization



Listed by  
Underwriters  
Laboratories



As an ENERGY STAR® partner, GE has determined that this product meets the ENERGY STAR guidelines for energy efficiency.

Specification Revised 4/20

# GDT535PSM

## GE® Dishwasher with Hidden Controls

### FEATURES AND BENEFITS

**Dry Boost** – Gets hard-to-dry items up to 3 times dryer than standard dry cycles

**Steam + Sani** – Loosens tough soils before any cycle virtually eliminating the need for soaking or pre-rinsing dishes. Plus a High-temperature rinse sanitizes and reduces 99.999% of bacteria found on dishes

**Active Flood Protect** – An internal sensor prevents the dishwasher from overflowing, so you have peace of mind with every cycle (Available June 2020)

**Piranha Hard Food Disposer** – To ensure consistently clean items, this stainless steel blade rotates at 3,600 RPM to pulverize food particles and helps to prevent large particles from clogging the wash arms

**1 Hr Wash** – Enjoy a quality clean when you're short on time

**Dedicated Silverware Jets** – Get table-ready silverware thanks to powerful jets that focus on silverware baskets

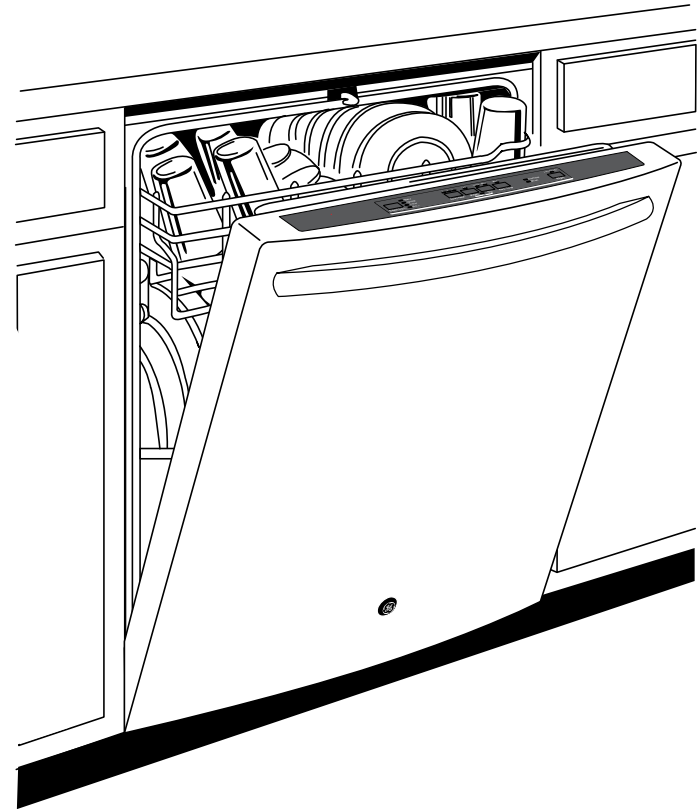
**Automatic Hot Start** – Provides optimal water temperature for dependable performance

**Cabinet Depth Flush Install** – Achieving an attractive, flush appearance that complements and blends in with cabinetry is possible with a unique design that doesn't reduce rack capacity

**Built Up Floor Capable** – Installation over built-up floors is simple with the ability to adjust the dishwasher height to 33-3/8" - 34-5/8"

dBA59

Model GDT535PSMSS – Stainless steel





# GE® 30" Slide-In Front Control Gas Range

Model#: JGSS66SELSS



- Fit Guarantee - Replace your old 30" free-standing range with a new 30" slide-in model. GE slide-in ranges are guaranteed for an exact fit or GE Appliances will pay up to \$300 toward modifications. ["https://www.geappliances.com/content/migrated-assets/downloads/slide\\_in\\_ge\\_](https://www.geappliances.com/content/migrated-assets/downloads/slide_in_ge_) See offer criteria and details</a>
- Edge-to-edge cooktop - A large cooking surface gives you extra room for pots and pans of all sizes and lets cookware move easily from burner to burner
- Two 15,000 BTU Power Boil burners - Steam your favorite veggies on one burner while searing a steak on the other
- Extra-large integrated non-stick griddle - Cook up to six grilled cheeses at once on the industry's largest integrated griddle
- 10,000 BTU oval burner - Large oval fifth burner is ideal for griddle or odd-size cookware
- Steam clean - Save time and effort by steam-cleaning the oven after cooking. No special water, kits or extra steps required.
- In-oven broil - Healthy meals are hassle-free with in-oven broiling
- Smooth-glide storage drawer - Drawer opens and closes easily for instant access and extra storage
- 5.3 cu. ft. oven capacity - From roasting pans to Dutch ovens, large cookware is no problem for this range
- Finished sides - Attractive look allows for installation flexibility in

## FEATURES

Configuration	Range with Smooth Glide Storage Drawer
Cooking Technology	Traditional
Ignition System	Electronic
Oven Cleaning Type	Steam Clean
Oven Rack Features	2 Oven Racks
Cooktop Burner Type	Sealed
Cooktop Surface	Edge-to-Edge Deep Recessed Porcelain-Enamel Gray
Burner - Left Front	15,000 BTU
Burner - Left Rear	5,000 BTU Precise Simmer
Burner - Right Front	15,000 BTU Power Boil
Burner - Right Rear	9,500 BTU
Burner - Center	10,000 BTU Oval
Control Type	Electronic Touch
Oven Control Features	Audible Preheat Signal Certified Sabbath Mode Control Lock Capability Electronic Clock & Kitchen Timer Steam Clean
Control Location	Front
Cooktop Burner Grate Features	Continuous Grates Dishwasher Safe
Cooktop Burner Grate Material	Heavy Cast Iron
Product Type	Slide-In Single Oven
Fuel Type	Natural Gas (factory set)
Cooktop Type	Continuous Grates
Drawer Type	Storage
Oven Interior	1 Auto Incandescent Light Gray

GE® 30" Slide-In Front Control Gas Range  
Model#: JGSS66SELSS



**APPROXIMATE DIMENSIONS(HxDxW)**

- 36 1/4 in x 29 1/4 in x 30 in

**CAPACITY**

- Total Capacity (cubic feet)5.3

**Claims and Certifications**

- ADA Compliant
- CSA
- Star-K
- California Prop 65

**WARRANTY**

- Parts Warranty - Limited 1-year entire appliance
- Labor Warranty - Limited 1-year entire appliance
- Warranty Notes - See written warranty for full details



# GE® 1.7 Cu. Ft. Over-the-Range Sensor Microwave Oven

Model#: JVM6175SKSS



- 1.7 cu. ft. capacity - 1000 Watts (IEC-705 test procedure)
- Weight and time defrost - Simply enter the weight of the food, and the oven automatically sets the optimal defrosting time and power level or set your desired time for defrosting
- "Add 30 seconds" button - Add 30 seconds of microwave cooking time
- Two-speed, 300-CFM venting system - Removes smoke, steam and odors
- Upfront charcoal filter with indicator light - Light indicates when odor-removing charcoal filter needs to be replaced
- Turntable On/Off - Controls turntable operation
- Sensor cooking controls - Automatically adjusts time and power for delicious cooking results

## FEATURES

Control Type	Electronic Touch
Display On/Off	Yes
Electronic Digital Display with Clock	Digital (1 line)
Cooking Modes	Microwave
Cooking Technology	Microwave
Style	Over-The-Range
Cooktop Lighting	Halogen - 2 Bulbs Bright/Night/Off
Exhaust Fan	2-Speed 300-CFM
Express Cook	1-5 Minutes
Interior Oven Light	Incandescent
Power Levels	10
Sound Volume Control	Yes
Turntable	Glass Recessed
Turntable On / Off	Yes
Turntable Size	12.8
Microwave Sensor Cooking Controls	Beverage Melt Defrost: Weight/Time Popcorn Potato Reheat
Control Features	Add 30 Seconds Timer On/Off Cook Time Set Clock Power Level Clock Display Cancel/Off Lock Controls Start/Pause Surface Light Vent Fan Turntable On/Off Replace Filter Notification Defrost: Weight/Time Melt Mute On/Off
Product Type	Over-the-range Microwave
Microwave Watts (IEC-705)	1000.0

GE® 1.7 Cu. Ft. Over-the-Range Sensor Microwave Oven  
Model#: JVM6175SKSS



**APPROXIMATE DIMENSIONS(HxDxW)**

- 16 5/16 in x 15 9/16 in x 29 7/8 in

**CAPACITY**

- Total Capacity (cubic feet)1.7
- Vent CFM300

**Claims and Certifications**

- California Prop 65

**WARRANTY**

- Parts Warranty - Limited 1-year entire appliance
- Labor Warranty - Limited 1-year entire appliance
- Warranty Notes - See written warranty for full details



# GE® 25.3 Cu. Ft. Side-By-Side Refrigerator

Model#: GSS25GSHSS



- LED lighting - Find all your favorite foods under natural-looking light
- Integrated shelf support system - Provides strong, flexible support
- Adjustable slide-out, spillproof glass shelves - Raised edges help contain spills and make clean up quick and easy
- Fresh food multi-level drawers - Provide the ideal environment for storing your fruits and vegetables
- Adjustable door bins - Creates additional storage space for milk and other gallon-size containers
- Arctica icemaker - A special access door puts ice within reach
- Advanced water filtration - Reduces trace pharmaceuticals from water and ice\* (\* Removes 98% of ibuprofen, atenolol, fluoxetine, progesterone and trimethoprim. These pharmaceuticals are not necessarily in all users' water)

FEATURES	
Temperature Management Features	4 Electronic Sensors
Control Type	Upfront Electronic Touch Temperature Controls Actual Temperature Display
Defrost Type	Frost Guard
Icemaker	Factory-Installed
Dispenser	Cubes, Crushed Ice and Chilled Water
Dispenser Features	Child Lock LED Dispenser Light Door Alarm Water Filter Indicator Light
Water Filtration	GE Water Filtration (XWFE Filter)
Filter Location	Upper right corner
Fresh Food Cabinet Shelves	4 Total - Glass 3 Adjustable 2 Slide-Out 3 Spill Proof
Fresh Food Door Bins	4 Total 2 Adjustable with Gallon Storage 2 Fixed
Fresh Food Door Features	Dairy Compartment
Fresh Food Features	Integrated Shelf Support System Interior Lighting - LED
Fresh Food Cabinet Drawers	Multi-Level Drawers 2-Stack drawer system
Top Drawer	Snack Drawer
Middle Drawer	Adjustable Humidity
Bottom Drawer	Sealed
Freezer Cabinet Shelves	3 Total 2 Adjustable
Freezer Cabinet Shelf Features	Sweet Spot Shelf - 1/2 Fixed
Freezer Door Bins	4 Total 2 Adjustable
Freezer Storage Baskets	1 Slide-Out 1 Total
Freezer Features	Interior Lighting - LED Ice Storage Bin
Leveling System	2 Point
Door Liner	ABS
Performance Features	Easily Removable Door Gaskets Never Clean Condenser Vacation Mode
Exterior Style	Free-Standing
Product Type	Side-by-Side Refrigerator

GE® 25.3 Cu. Ft. Side-By-Side Refrigerator  
Model#: GSS25GSHSS



**APPROXIMATE DIMENSIONS(HxDxW)**

- 69 1/2 in x 35 1/4 in x 35 3/4 in

**CAPACITY**

- Total Capacity (cubic feet)25.3
- Fresh Food Capacity16.07
- Freezer Capacity9.25

**Claims and Certifications**

- California Prop 65

**WARRANTY**

- Parts Warranty - Limited 1-year entire appliance
- Labor Warranty - Limited 1-year entire appliance
- Warranty Notes - See written warranty for full details